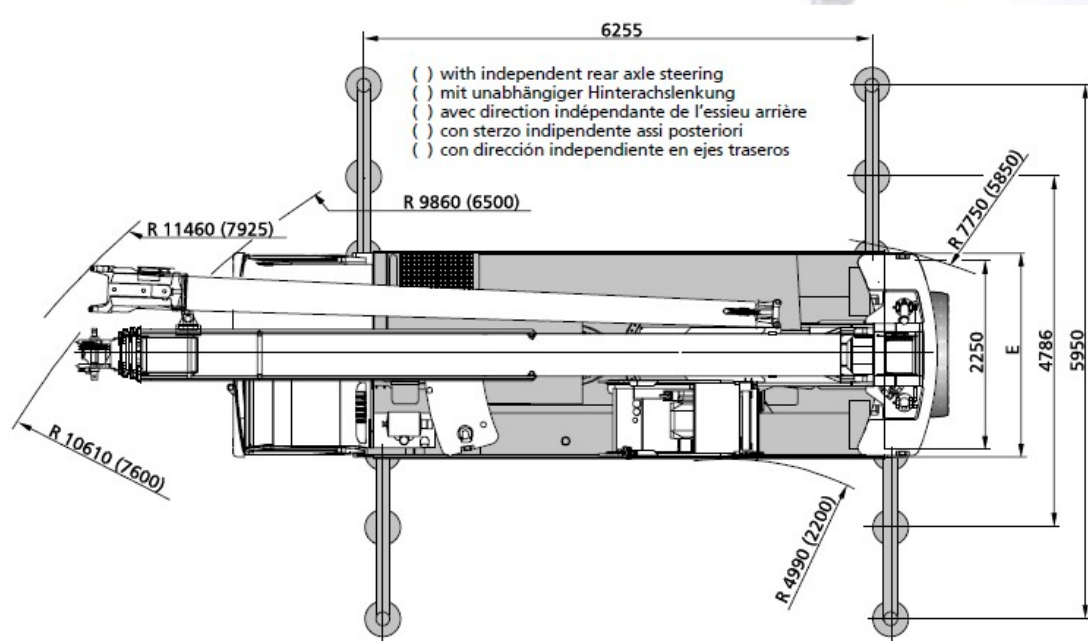
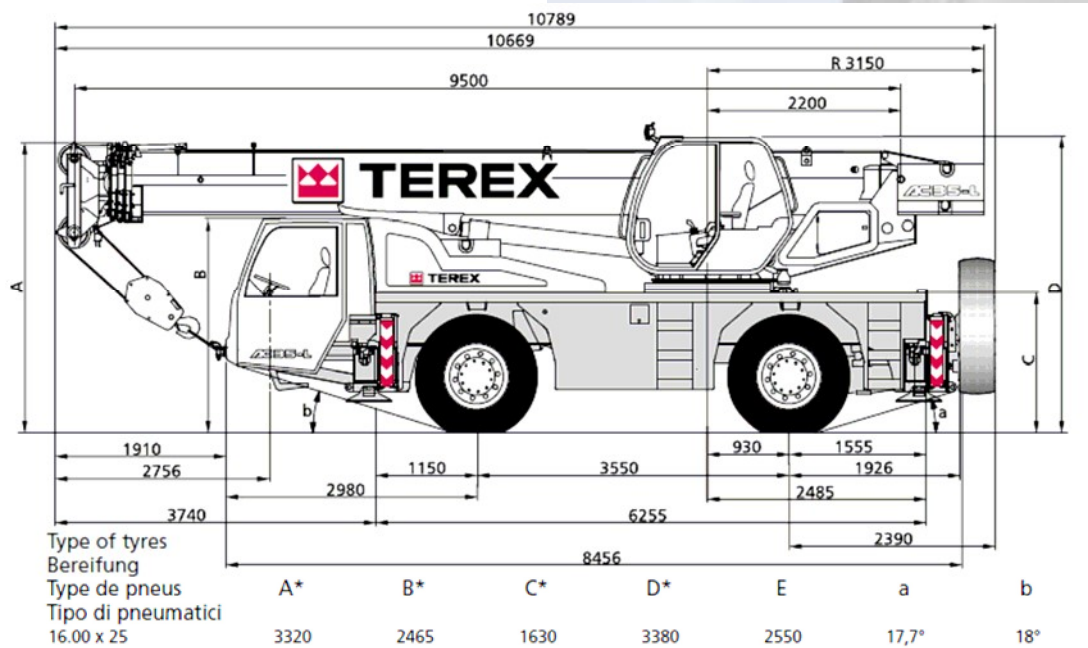


# Demag AC40-2L

40 tonne All Terrain Crane



## TEREX DEMAG AC40-2L DATA SHEET

Gross Vehicle Weight (as travels)	22.0t
Axle Weight	12.0t
Steering Axles	2 of 2
Drive Axles	2 of 2
Outrigger Floats Supplied	0.6m x 0.6m
Maximum Ground Bearing Force by 1 Stabiliser	30.0t
Counterweight (as Travels)	-
Hookblocks Supplied (& Weight)	25t (0.33t), 15t (0.17t), 5t (0.09t)
Additional Hookblocks Available & Weight	-

# Demag AC40-2L

## 40 tonne All Terrain Crane

**TEREX DEMAG AC40-2L**  
5.5t Counterweight – Outrigger Base 6.255m x 5.950m – 360° Slew Range – Main Boom – DIN / ISO

Boom -	9,5m	13,9m	16,5m	19,8m	23,5m	26,8m	30,5m	34,1m	37,4m	
Rad. m	t	t	t	t	t	t	t	t	t	Rad. m
3.0	32.00	31.20	25.95	18.95	-	-	-	-	-	3.0
3.5	27.45	27.45	23.70	18.35	18.40	-	-	-	-	3.5
4.0	24.90	24.90	22.00	18.60	17.55	-	-	-	-	4.0
4.5	22.60	22.60	20.45	17.95	16.25	14.45	-	-	-	4.5
5.0	20.60	20.60	19.05	16.75	15.15	13.85	-	-	-	5.0
6.0	17.00	17.00	17.00	14.70	13.30	12.20	10.0	-	-	6.0
7.0	14.45	14.50	14.50	12.75	11.80	10.90	9.65	7.45	-	7.0
8.0	-	11.50	11.50	11.50	10.20	9.75	8.80	7.45	5.55	8.0
9.0	-	9.50	9.50	9.50	8.70	8.55	8.00	7.05	5.35	9.0
10.0	-	8.00	8.00	8.00	7.50	7.40	7.30	6.70	5.00	10.0
11.0	-	-	6.70	6.70	6.70	6.50	6.40	6.15	4.65	11.0
12.0	-	-	6.00	6.00	6.00	5.70	5.70	5.60	4.40	12.0
13.0	-	-	5.20	5.20	5.20	5.20	5.05	5.00	4.15	13.0
14.0	-	-	4.60	4.60	4.60	4.60	4.50	4.50	3.95	14.0
15.0	-	-	-	4.00	4.00	4.00	4.00	4.00	3.70	15.0
16.0	-	-	-	3.60	3.60	3.60	3.55	3.60	3.45	16.0
17.0	-	-	-	3.20	3.20	3.20	3.15	3.20	3.20	17.0
18.0	-	-	-	-	2.80	2.80	2.80	2.80	2.80	18.0
19.0	-	-	-	-	2.60	2.60	2.50	2.60	2.60	19.0
20.0	-	-	-	-	2.50	2.50	2.25	2.35	2.40	20.0
21.0	-	-	-	-	2.30	2.30	2.00	2.25	2.15	21.0
22.0	-	-	-	-	-	2.00	1.80	2.00	1.95	22.0
23.0	-	-	-	-	-	1.80	1.60	1.80	1.75	23.0
24.0	-	-	-	-	-	1.70	1.45	1.70	1.60	24.0
25.0	-	-	-	-	-	-	1.35	1.50	1.45	25.0
26.0	-	-	-	-	-	-	1.25	1.40	1.30	26.0
27.0	-	-	-	-	-	-	1.15	1.30	1.15	27.0
28.0	-	-	-	-	-	-	1.05	1.20	1.05	28.0
29.0	-	-	-	-	-	-	-	1.10	0.90	29.0
30.0	-	-	-	-	-	-	-	1.00	0.80	30.0
31.0	-	-	-	-	-	-	-	0.90	0.70	31.0
32.0	-	-	-	-	-	-	-	-	0.60	32.0

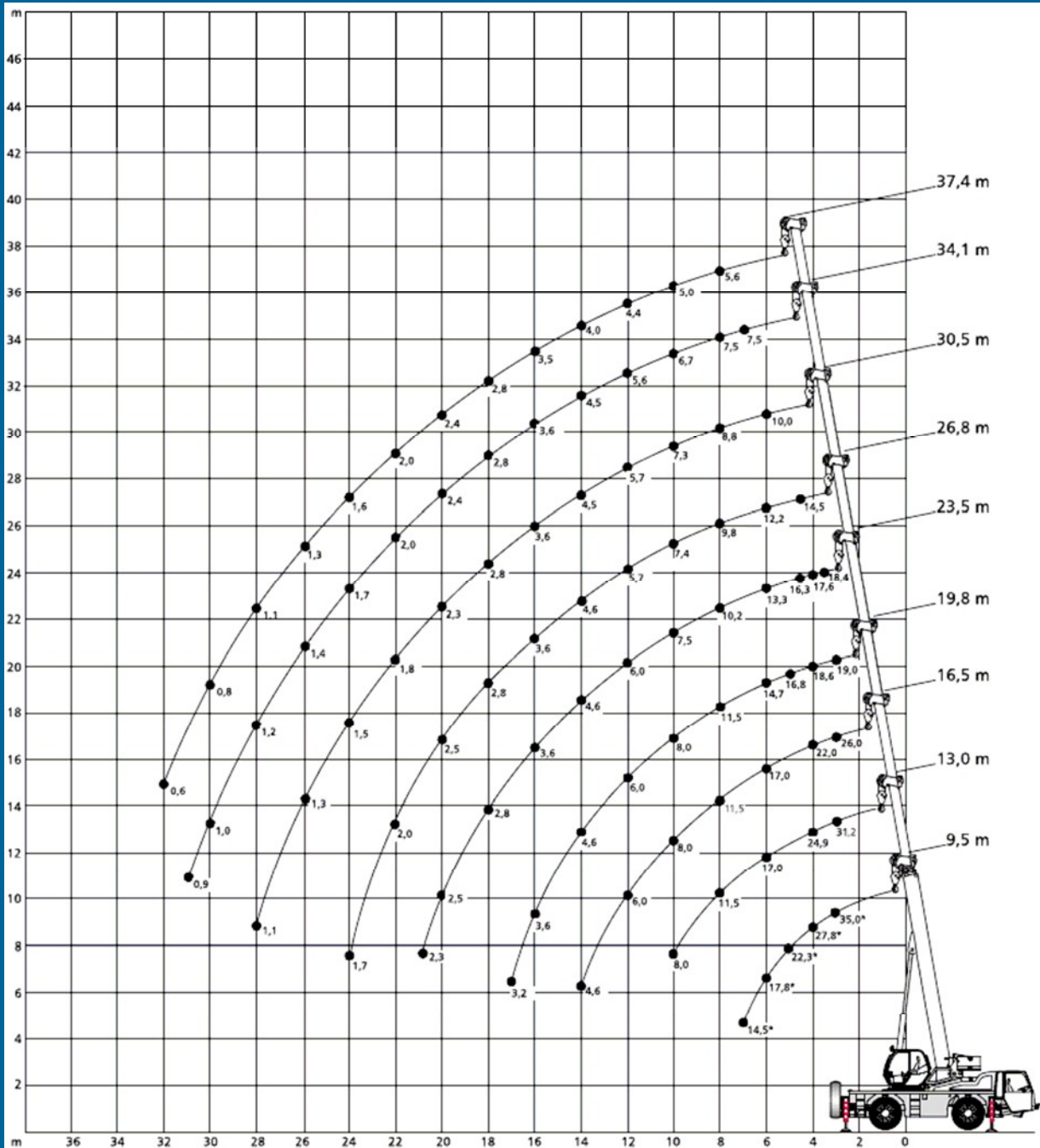
**TEREX DEMAG AC40-2L**  
5.5t Counterweight – Outrigger Base 6.255m x 5.950m – 360° Slew Range – Main Boom & 8m Fly Jib – DIN / ISO

Boom -	34,1m			37,4m			- Boom
Jib Offset -	0°	20°	40°	0°	20°	40°	- Jib Offset
Rad. m	t	t	t	t	t	t	Rad. m
9.0	3.20	-	-	-	-	-	9.0
10.0	3.00	-	-	2.80	-	-	10.0
11.0	2.90	1.90	-	2.70	-	-	11.0
12.0	2.70	1.80	-	2.70	1.80	-	12.0
13.0	2.60	1.75	1.40	2.60	1.75	-	13.0
14.0	2.45	1.70	1.35	2.50	1.70	1.35	14.0
15.0	2.35	1.65	1.35	2.35	1.65	1.35	15.0
16.0	2.25	1.60	1.30	2.25	1.60	1.30	16.0
17.0	2.15	1.55	1.30	2.15	1.60	1.30	17.0
18.0	2.10	1.55	1.25	2.05	1.55	1.25	18.0
19.0	2.00	1.50	1.25	1.95	1.50	1.25	19.0
20.0	1.95	1.45	1.25	1.85	1.50	1.25	20.0
21.0	1.85	1.45	1.25	1.80	1.45	1.25	21.0
22.0	1.80	1.40	1.20	1.75	1.40	1.20	22.0
23.0	1.75	1.40	1.20	1.65	1.40	1.20	23.0
24.0	1.70	1.35	1.20	1.60	1.40	1.20	24.0
25.0	1.60	1.35	1.20	1.50	1.35	1.20	25.0
26.0	1.45	1.30	1.20	1.45	1.30	1.20	26.0
27.0	1.30	1.30	1.20	1.30	1.30	1.20	27.0
28.0	1.15	1.25	1.20	1.20	1.25	1.20	28.0
29.0	1.05	1.15	1.20	1.05	1.20	1.15	29.0
30.0	0.95	1.05	1.10	0.95	1.05	1.15	30.0
31.0	0.85	0.95	0.95	0.85	0.95	1.00	31.0
32.0	0.75	0.85	0.85	0.75	0.85	0.90	32.0
33.0	0.65	0.75	0.75	0.70	0.75	0.80	33.0
34.0	0.60	0.65	0.65	0.60	0.70	0.70	34.0
35.0	0.50	0.55	0.55	0.55	0.60	0.60	35.0
36.0	-	-	-	-	0.50	0.55	36.0
Critical Boom Angle	24°	28°	29°	35°	38°	37°	Critical Boom Angle

# Demag AC40-2L

## 40 tonne All Terrain Crane

**TEREX DEMAG AC40-2L**  
RANGE DIAGRAM  
Main Boom



# Demag AC40-2L

## 40 tonne All Terrain Crane

**TEREX DEMAG AC40-2L**  
RANGE DIAGRAM  
Main Boom & Fly Jib

